




Protocol Changes Test Server (PID 382-1-10, consented on v1) – I was able to add the continuation visit and select the status “New” for Q3, without receiving the previous error, “Appointment is not new. Some CRFs have been completed.” – **ISSUE IS RESOLVED ON “PROTOCOL CHANGES TEST SERVER” FOR INFANT PID CONSENTED ON V1.**


Add appointment

1. Registered subject:

085-40990382-1-10 infant (HENDRICK GOFIWA HK)  

2. Appointment date and time:

Date: 2018-01-31  Today


Time: 23:21:05  Now

Note: You are 6 hours behind server time.

3. Status:

☒ New
☐ In Progress
☐ Incomplete
☐ Done
☐ Cancelled

4. Visit:

2000: Birth 

For tracking within the window period of a visit, use the decimal convention. Format is NNNN.N. e.g 1000.0, 1000.1, 1000.2, etc)

5. Instance:

1

A decimal to represent an additional report to be included with the original visit report. (NNNN.0)

6. Appointment type:


☒ In clinic
☐ By telephone
☐ At home

Default for subject may be edited in admin under section bhp_subject. See Subject Configuration.

Infant Birth (complete) |

APPOINTMENTS

add continuation appointment

CODE	DESCRIPTION	TYPE	APPT. DATE	STATUS	VISIT REPORT	VISIT REASON	ACTION
2000.0	Birth	Clin	2018-01-22 Mon	Done	2018-01-24 Wed	scheduled	show forms
2000.1	Birth	Clin	2018-01-31 Wed/NC	New	 Add Visit Report		

Protocol Changes Test Server (PID 413-4-10, consented on v3) – I was able to add the continuation visit and select the status “New” for Q3, without receiving the previous error, “Appointment is not new. Some CRFs have been completed.” – **ISSUE IS RESOLVED ON “PROTOCOL CHANGES TEST SERVER” FOR INFANT PID CONSENTED ON V3.**

Add appointment

1. Registered subject:
085-40990413-4-10 infant (Baby1 Wampha BW)

2. Appointment date and time:
Date: 2019-03-01 Today
Time: 23:29:04 Now
Note: You are 6 hours behind server time.

3. Status:
☒ New
☐ In Progress
☐ Incomplete
☐ Done
☐ Cancelled

4. Visit:
2120: Infant 12 Month Visit1
For tracking within the window period of a visit, use the decimal convention. Format is NNNN.N. e.g 1000.0, 1000.1, 1000.2, etc)



5. Instance:
1
A decimal to represent an additional report to be included with the original visit report. (NNNN.0)



6. Appointment type:
☒ In clinic
☐ By telephone
☐ At home
Default for subject may be edited in admin under section bhp_subject. See Subject Configuration.

2120.0	Infant 12 Month Visit1	Clin	2019-02-28 Thu/NC	New	Add Visit Report
2120.1	Infant 12 Month Visit1	Clin	2019-03-01 Fri/NC	New	Add Visit Report


Redmine Test Server (PID 88-1-10, consented on v1) – I was able to add the continuation visit and select the status “New” for Q3, without receiving the previous error, “Appointment is not new. Some CRFs have been completed.” The drop-down list for Q4 also now only contains infant visits. - **ISSUE IS RESOLVED ON “REDMINE TEST SERVER” FOR INFANT PID CONSENTED ON V1.**

Add appointment

1. Registered subject: 085-40990088-1-10 infant (Baby1Makhura BM)  

2. Appointment date and time: Date: 2017-04-20  Today Time: 23:32:53  Now
Note: You are 6 hours behind server time.

3. Status: ☒ New
☐ In Progress
☐ Incomplete
☐ Done
☐ Cancelled



4. Visit: 2000: Birth 
For tracking within the window period of a visit, use the decimal convention. Format is NNNN.N e.g 1000.0, 1000.1, 1000.2, etc)


5. Instance: 1
A decimal to represent an additional report to be included with the original visit report. (NNNN.0)

6. Appointment type: ☒ In clinic
☐ By telephone
☐ At home
Default for subject may be edited in admin under section bhp_subject. See Subject Configuration.

2000.0	Birth	Clin	2017-04-19 Wed	Done	2018-01-22 Mon	lost	show forms
2000.1	Birth	Clin	2017-04-20 Thu/NC	New	Add Visit Report		

Add appointment


1. Registered subject: 085-40990088-1-10 infant (Baby1Makhura BM)  

2. Appointment date and time: Date: Today 

3. Status: ☒ New
☐ In Progress
☐ Incomplete
☐ Done
☐ Cancelled

4. Visit:

2000: Birth
2010: Infant 1 Month Visit
2020: Infant 2 Month Visit
2060: Infant 6 Month Visit
2120: Infant 12 Month Visit
2180: Infant 18 Month Visit
2240: Infant 24 Month Visit
2300: Infant 30 Month Visit
2360: Infant 36 Month Visit

----- 

For tracking within the window period of a visit, use the decimal convention. Format is NNNN.N e.g 1000.0, 1000.1, 1000.2, etc)

5. Instance: 0
A decimal to represent an additional report to be included with the original visit report. (NNNN.0)

6. Appointment type: ☒ In clinic
☐ By telephone
☐ At home
Default for subject may be edited in admin under section bhp_subject. See Subject Configuration.